
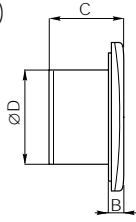
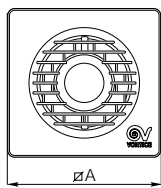


VORTICE PUNTO FILO RANGE



Dimensions (mm)



	Ø A	B	C	Ø D
MF 90/3.5"	159	17	77	92.5
MF 100/4"	159	17	77	98
MF 120/5"	179	17	89	119
MF 150/6"	214	17	96	156

- The front grille of just 17 mm and the roundness of the four sides makes the appliance "virtually" invisible. The design of a special miniaturized Timer has made it possible to keep the grille ultra-slim for these versions too.
- 4 diameters Ø 90-100-120-150, standard, timer, long life versions
- IMQ Certified Safety.
- Data and Performance Certified by IMQ Performance CE Mark.
- Extremely easy: installation and maintenance greatly facilitated. Fitted with just 1 screw, supplied.
- Virtually silent: The styling was performed in parallel with a highly advanced aerodynamic design that was accomplished by making a new impeller that permits very limited noise levels with high performance.
- Integral backdraught shutter: already installed on the appliance, it prevents unwanted air from getting back in when the appliance is switched off.
- IPX4 splashproof protection on all models.
- Conforms to the following standards: CEI EN 60335-2-80 (part 2: Particular requirements for fan), CEI EN 60529 (code IP) and CEI107-53/1986.

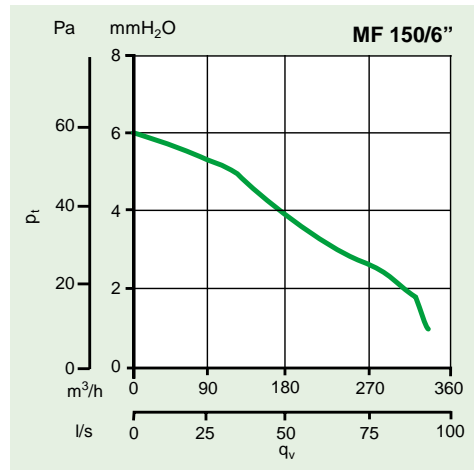
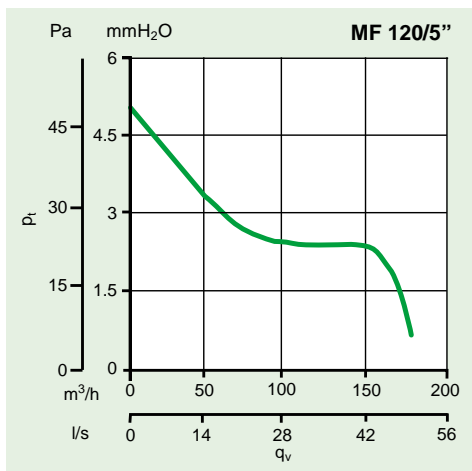
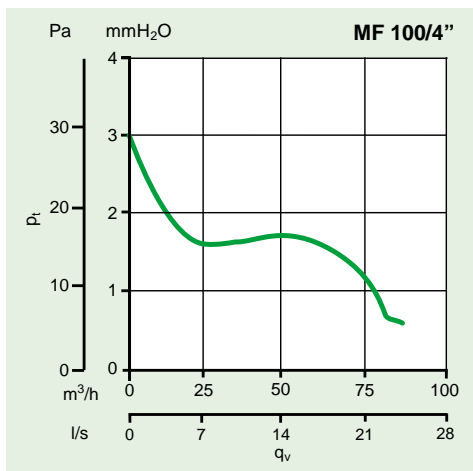
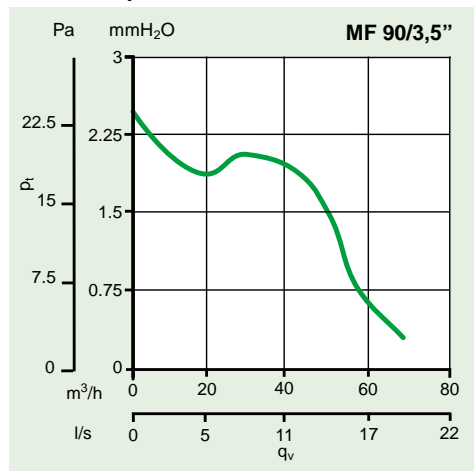


- Eco-Friendly: It guarantees a low environmental impact. Recyclable materials have been used and the "Design for Disassembly" technique has been followed (2002/96/EC-WEE)








Design: F. Trabucco & Associates

Product	Code		V ~ 50 Hz	W	A	Rpm	Delivery		P max		Lp dB(A) 3 m	Approvals	kg	Insulation	IP	°C max	
	TIMER						m³/h	l/s	mm H₂O	Pa							
MF 90/3.5"	11122	11126	230-240	14	0.08	2500	65	18	2.5	25	28.8		0.50		cl.II	X4	50
MF 100/4"	11123	11127	230-240	15	0.09	2400	85	24	3	29	31		0.51		cl.II	X4	50
MF 120/5"	11124	11128	230-240	20	0.12	2150	175	49	5	49	34.4		0.61		cl.II	X4	50
MF 150/6"	11125	11129	230-240	28	0.15	2100	335	93	6	59	40.1		0.97		cl.II	X4	50
MF 90/3.5" LL	11130	11134	230-240	14	0.08	2500	65	18	2.5	25	28.8		0.51		cl.II	X4	50
MF 100/4" LL	11131	11135	230-240	15	0.09	2400	85	24	3	29	31		0.52		cl.II	X4	50
MF 120/5" LL	11132	11136	230-240	20	0.12	2150	175	49	5	49	34.4		0.62		cl.II	X4	50
MF 150/6" LL	11133	11137	230-240	28	0.15	2100	335	93	6	59	40.1		0.98		cl.II	X4	50

Pressure/performance curve



Accessories on request (description and data on page 91)

Model	Code	Product
 SCNR electronic speed controller C 1.5 electronic speed controller	12912* 12966	for standard models
 SCB Kit	22481	for SCNR (12912)
 Fixed grille	22010	for all products
 Fixed grille	22020	for all products
 Ceiling kit (Ø 90-100)	22162	11122 - 11123 - 11126 - 11127 11130 - 11131 - 11134 - 11135
 Ceiling kit (Ø 120)	22163	11124 - 11128 - 11132 - 11136
 Ceiling kit (Ø 150)	22164	11125 - 11129 - 11133 - 11137

* Upon stock depletion

Wiring diagrams shown on page XXVII.